

MILTON

TSPLOST II
Project List Discussion
May 17, 2021



WHAT IS TSPLOST?

 Transportation Special Purpose Local Option Sales Tax

 November 8, 2016, Fulton County residents (not including the City of Atlanta) voted to approve a 0.75-cent TSPLOST I


– April 1, 2017 to March 30, 2022

– Expected to collect \$32M for Milton

 Cities implement approved project list

– Purposes/Projects in 3 tiers

– Roads, intersections, bridges, sidewalks, bicycle paths, and transportation-related purposes



City of Milton

Purpose/Projects

TSPLOST Purpose Cost

MILTON TIER 1 PURPOSES/PROJECTS

Congestion Relief	
Morris Road Widening	
Windward Parkway	
NE Crabapple Connector	
Operations and Safety	\$9,540,000
Hopewell Road at Bethany Bend/Way Intersection Improvements	
Freemanville Road at Birmingham Rd Intersection Improvements	
Charlotte Road at Mayfield Road Intersection Improvements	
Hopewell Road at Thompson Road/South Thompson Road Intersection Improvements	
Hopewell Road at Hamby Road Intersection Improvements	
SR 140/Arnold Mill Rd at Green Road Intersection Improvements	
Bridges	\$16,900,000
Birmingham Road Middle Bridge	
Pedestrian / Bike Improvements	\$1,610,000
Pedestrian Improvements	\$3,372,490
TIER 1 TOTAL PURPOSE COSTS	\$31,422,490

MILTON TIER 2 PURPOSES/PROJECTS

Operations and Safety	\$3,445,145
Bethany Road at Providence Road Intersection Improvements	
Freemanville Road at Redd Road Intersection Improvements	
Pedestrian / Bike Improvements	\$2,100,000
Pedestrian Improvements	
TIER 2 TOTAL PURPOSE COSTS	\$5,545,145

MILTON TIER 3 PURPOSES/PROJECTS

Maintenance and Safety	\$3,000,000
Road Paving and Reconstruction	
Quick Response	\$775,160
Bridges	\$791,865
Bridge Repair and Replacement	
Pedestrian / Bike Improvements	\$1,000,000
Pedestrian Improvements	
TIER 3 TOTAL PURPOSE COSTS	\$5,567,025

TOTAL MILTON COSTS - ALL PURPOSES FOR TIERS 1-3

\$42,534,660

TSPLOST II POTENTIAL REFERENDUM

NOVEMBER 2021




MILTON EVENTS

-  Project list development forum event May 11
-  Project list comment form May 6 - May 17
-  Discussion at May 17 City Council work session
-  Vote on list May 24 or June 7 Council meeting

COUNTY EVENTS

-  Intergovernmental Agreement with all cities
-  Resolution adopted by county Board of Commissioners
-  Election day November 2

FUNDING ESTIMATE

-  Projected \$546M
-  City of Milton 6.6% (of Fulton County population)
 - Tier 1 \$30.7M
 - Tier 2 +\$5.4M (\$36.1M)
 - Tier 3 +\$5.4M (\$41.5M)
-  Collections April 2022-2027

HOW ARE IMPROVEMENT PROJECTS FUNDED?

FEDERAL FUNDS



**20-30%
Local
Match**

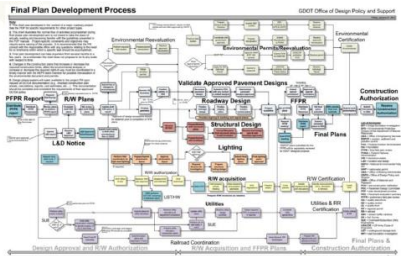
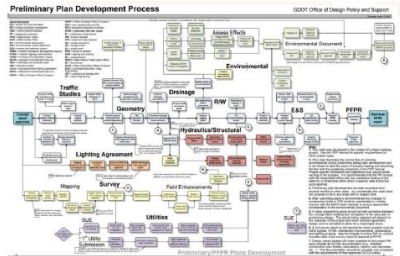
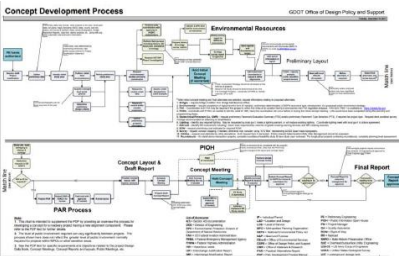
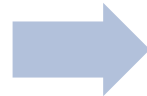
LOCAL FUNDS
General
Capital Projects
Impact Fees




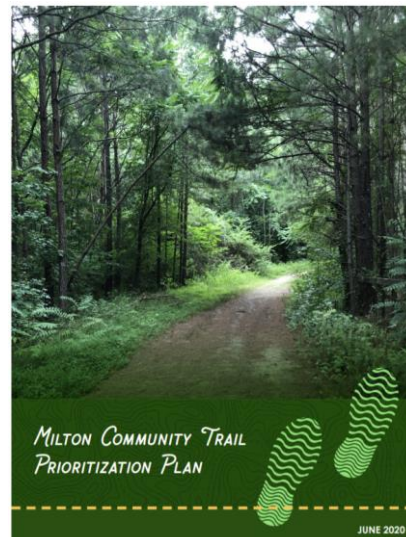


STATE FUNDS



**Improvement
Projects**



PLANNING FOR PROJECTS



**Project List
Development
Forum**

STRATEGIC PLAN & LOCAL ROAD SAFETY PLAN



Implement a transportation infrastructure that meets current needs, accounts for future growth, and allows residents to traverse Milton in a calm, safe, efficient manner

OBJECTIVES:

1. Alleviate traffic congestion to reduce travel time and traffic speed throughout Milton
2. Improve conditions for walking and cycling throughout the city



The City of Milton proactively strives through our Local Road Safety Plan (LRSP) to address roadway concerns through a combination of engineering, enforcement, education, and emergency services to strategically make our roadways as safe as possible.

LRSP will consider multiple strategies and develop an action plan to implement solutions


Funding for the LRSP program will support selection and implementation of cost-effective proven solutions

TSPLOST Project Types/Purposes




CONGESTION RELIEF

Road Widening
New Roadways



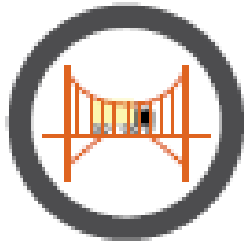
OPERATIONS & SAFETY

Turn Lanes, Signals,
Roundabouts



PEDESTRIAN/BIKE

Sidewalks, Trails, Bike
Accommodations




BRIDGES

Repair, Replacement,
Improvements



QUICK RESPONSE

Minor Improvements



MAINTENANCE & SAFETY

Paving, Shoulder
Widening

Which of these types of projects are you most excited about for Milton?

0
Bridges

2
Congestion Relief

4
Pedestrian/Bicycle Improvements

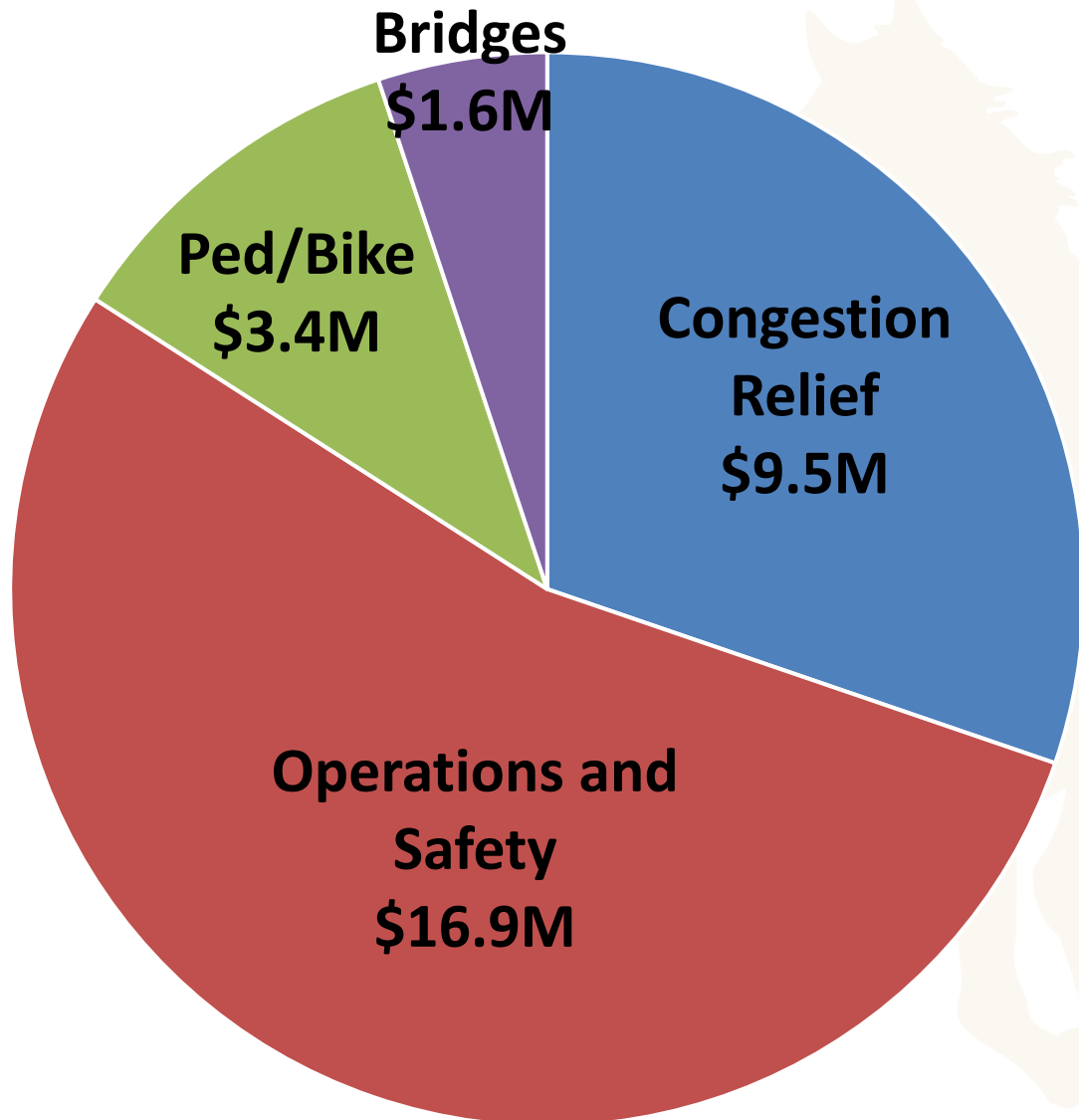
1
Operational

2
Quick Response

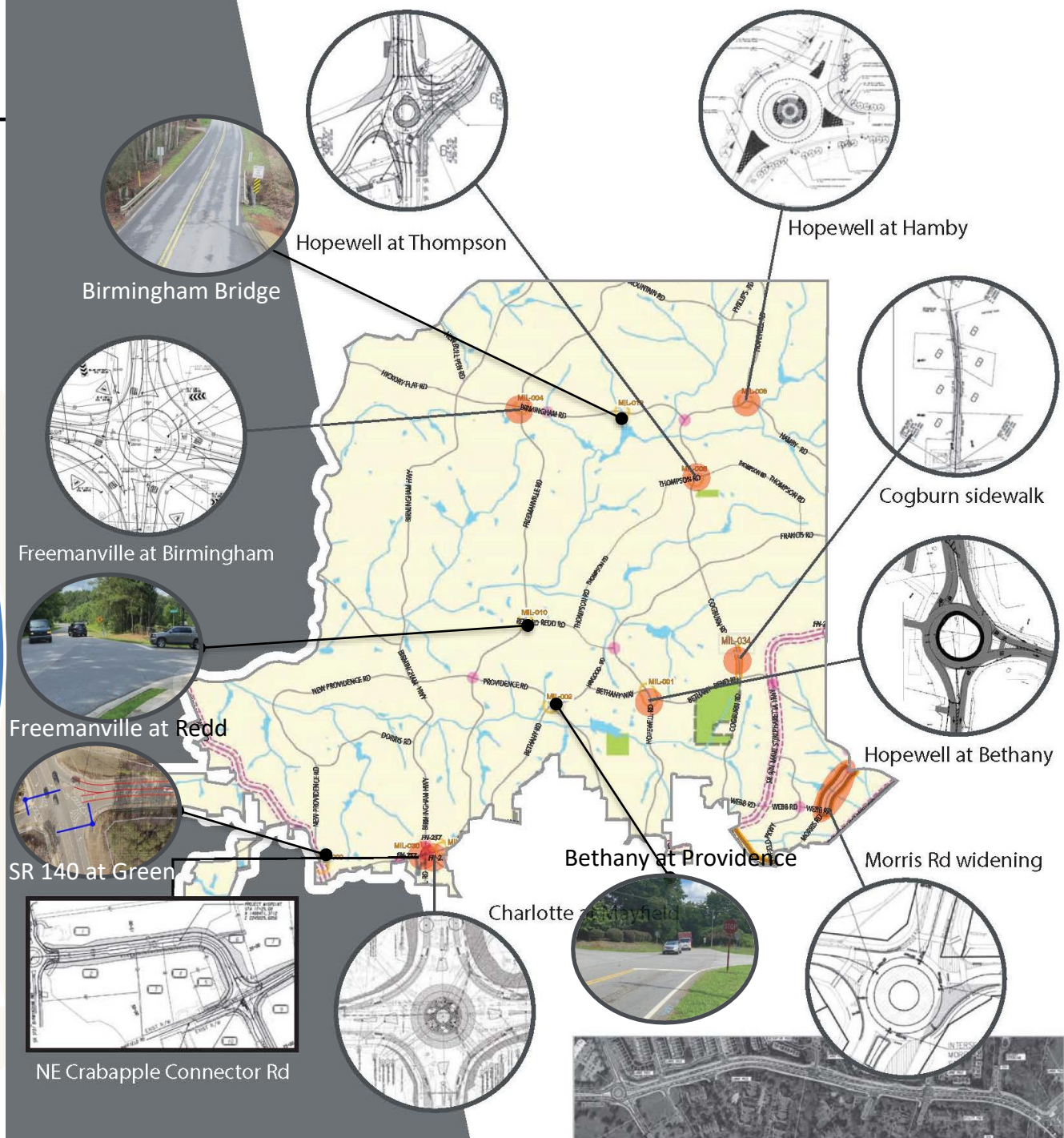
3
Maintenance & Safety

Online comment form: Roundabouts, trails, sidewalks, key intersections, improve roads, widening of Cogburn Rd

TSPLOST I PROJECTS



Distribution by Type/Purpose






FUTURE POSSIBLE INTERSECTION PROJECTS

Milton Comprehensive Transportation Plan (CTP)

-  Hopewell/Cogburn at Francis
-  Hopewell at Redd
-  Cogburn at Webb
-  Batesville at Taylor
-  Hagood at Bethany
-  Thompson at Redd

Partner Projects/North Fulton Comprehensive Transportation Plan (NFCTP)

-  Cox at Etris/Ebenezer
-  Cox at King
-  SR 140 at Ranchette
-  SR 372 Dorris
-  SR 372 at Batesville
-  SR 372 at Green

Others?

**Cox at SR 140/Cox Road Athletic Complex
Freemanville at Mountain**

What intersections would you like to see improved?

Cox Road intersections

Hopewell at Redd

Redd at Hopewell

Cogburn at Webb

Cox road intersections

Cox at King

Redd at freemanville

Crabapple at Green

Birmingham Hwy at Dorris

Freemanville at Birmingham

Online comment form: Birmingham Hwy at Birmingham Rd, Birmingham Hwy at New Bullpen, Birmingham Hwy at Batesville, Roundabout Cox at Ebenezer/Etris

MAINTENANCE AND SAFETY ENHANCEMENTS



Roadway paving

- Collectors
- Residential neighborhood paving



Signage and markings



Local Road Safety



Bike accommodations



Traffic calming



PEDESTRIAN/BICYCLE IMPROVEMENTS



Streetscape and pedestrian enhancements

- SR 9 widening
- Form based code



Sidewalk priority areas

- Schools and parks
- Form based code areas



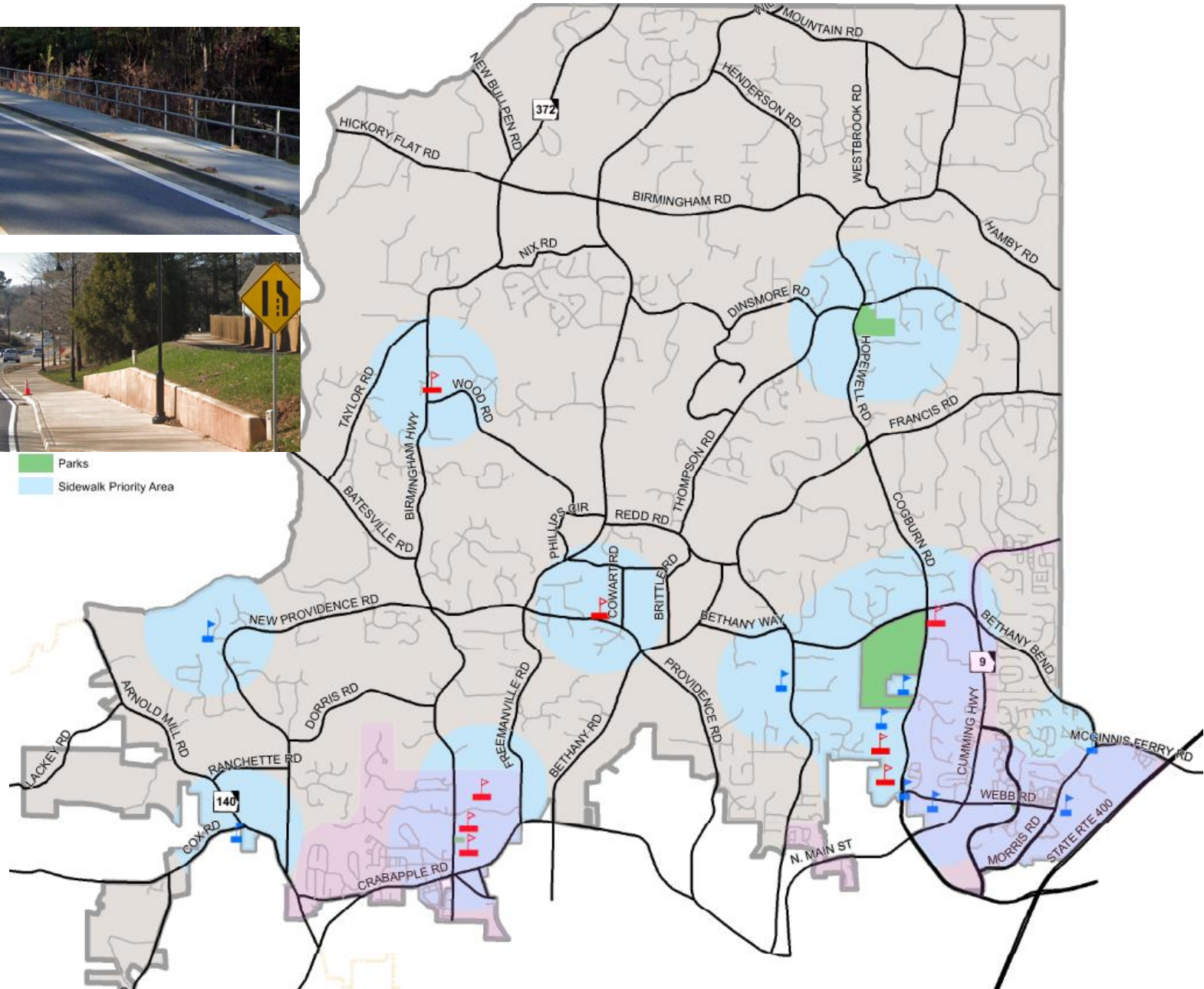
Implement Community Trail Prioritization Plan



Bike accommodations



Big Creek Greenway



BRIDGES

2007-Present
Completed and
Programmed



Birmingham West
2019 \$700k

Freemanville
2025 GDOT \$3M



SR 140 GDOT 2018 \$6M



Birmingham East
2025 GDOT \$3.5M

Hopewell 2025
GDOT \$4.5M

Birmingham Middle
TSPLOST I \$1.61M



Saddlesprings 2021
Rebuild \$600k



Landrum 2013 \$200k



Cogburn 2012 \$650k

POSSIBLE TSPLOST II PROJECT LIST/IDEAS



Operations (Intersections)

- Cox Road Intersection Improvements
 - Etris/Ebenezer, King, SR 140/City Athletic Complex
- Intersection Efficiency
 - Cogburn at Webb
 - Hagood at Bethany
- Intersection Safety
 - Taylor at Batesville
 - State Route intersections



Maintenance and Safety

- Paving
- Local Road Safety
 - Traffic Calming



Pedestrian and Bicycle

- Bike Accommodations
- Pedestrian Enhancements/ Streetscape
- Community Trail Prioritization



Bridges

- Major Repairs/Improvements
 - New Providence
 - Aesthetics for GDOT bridges



Quick Response

- Minor Improvement Projects
 - Freemanville at Mountain

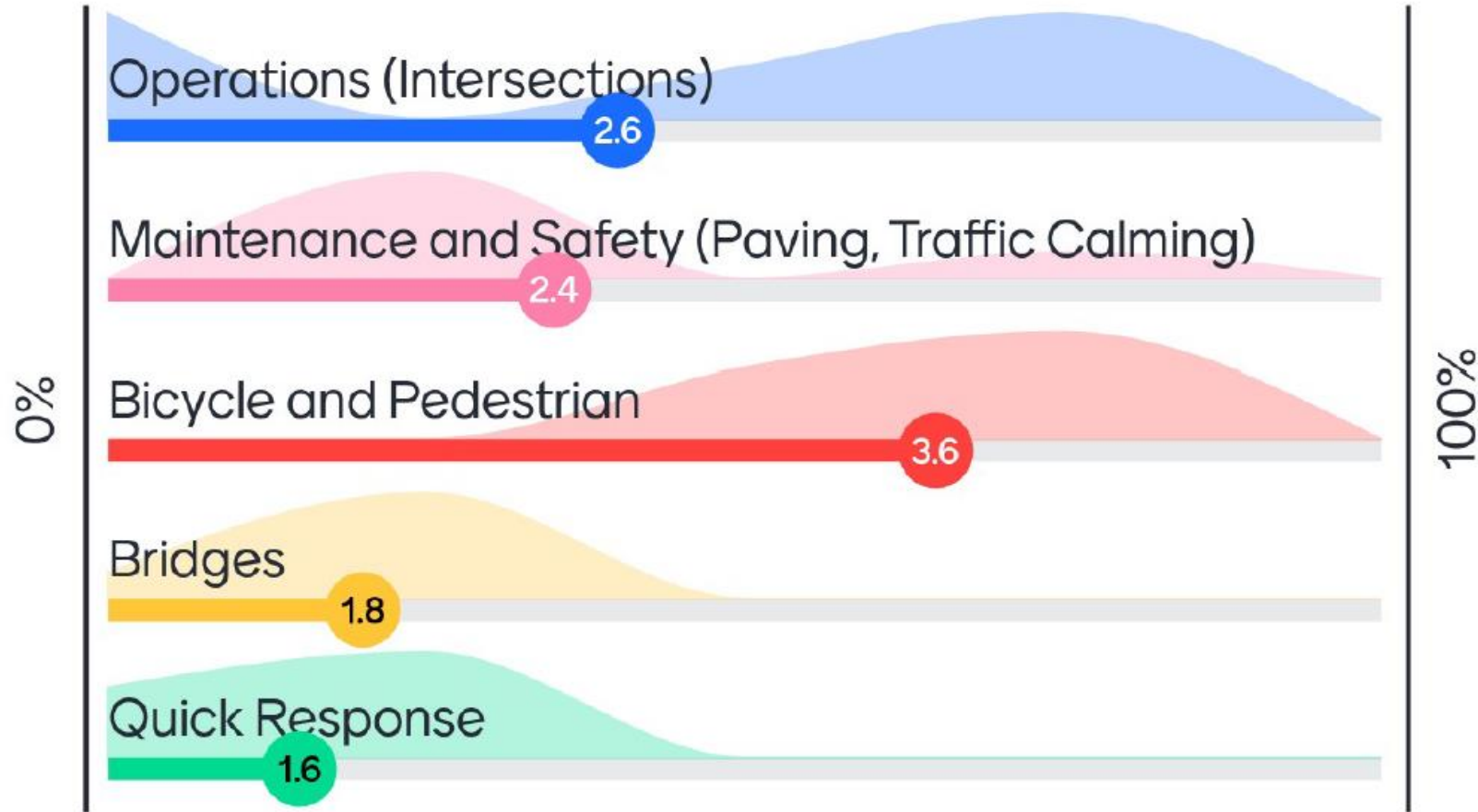


TSPLOST I



Program Management

Rank these projects by how much you'd like to see them funded (1 = 0 - 5 = 100%).



TSPLOST Funding Scenario (rev 4/27/2021)

				TSPLOST 2022-2027 Projections	TSPLOST 2017-2022 Expected Collections (3)
5 Year TSPLOST Program Collection Estimate (1) :				\$554,268,752	\$499,759,979
Less Department of Revenue Administrative Fee (1%)				(\$5,542,688)	n/a
Less Fulton County Program Management Fee (0.5%)				(\$2,771,344)	n/a
Amount Remaining for City Projects:				\$545,954,720	\$499,759,979
City Name	2019 US Census Estimate (2)	% Population			
Alpharetta	67,213	11.2%		\$61,238,265	\$55,074,226
Chattahoochee Hills	3,318	0.6%		\$3,023,055	\$2,348,768
College Park	15,159	2.5%		\$13,811,478	\$11,443,743
East Point	34,875	5.8%		\$31,774,872	\$30,635,588
Fairburn	16,768	2.8%		\$15,277,450	\$12,094,277
Hapeville	6,534	1.1%		\$5,953,176	\$5,745,232
Johns Creek	84,579	14.1%		\$77,060,557	\$72,016,168
Milton	39,587	6.6%		\$36,068,011	\$32,434,747
Mountain Park	568	0.1%		\$517,509	\$499,459
Palmetto	4,851	0.8%		\$4,419,782	\$3,798,117
Roswell	94,763	15.8%		\$86,339,276	\$81,661,657
Sandy Springs	109,452	18.3%		\$99,722,533	\$91,057,245
South Fulton	99,155	16.5%		\$90,340,860	\$82,961,032
Union City	22,399	3.7%		\$20,407,896	\$17,989,721
	Total	599,221	100%		
Total City Program Budget				\$545,954,720	\$499,759,979

Sources:

(1) - Fulton County TSPLOST Revenue Forecast, GSU Andrew Young School, Fiscal Research Center, April 23, 2021

(2) - US Census Bureau; <https://www.census.gov/data/tables/time-series/demo/popest/2010s-total-cities-and-towns.html>, May 2020

(3) - Actual collections received to date plus forecasted collections through March 31, 2022

POSSIBLE PROJECT LIST BY TIER AND BUDGET

Tier 1 Projects		\$30,657,809 Budget		Tier 2 Projects		\$5,410,202 Budget	
Operations and Safety		\$11,000,000		Operations and Safety		\$3,000,000	
Cox Road Intersection Improvements		\$5,000,000		Pedestrian/Bike Improvements		\$2,410,202	
Intersection Efficiency		\$3,000,000					
Intersection Safety		\$3,000,000					
Pedestrian/Bike Improvements		\$6,000,000		Tier 3 Projects		\$5,410,202 Budget	
Bike Accommodations		\$2,000,000		Operations and Safety		\$2,000,000	
Pedestrian Enhancements/Streetscape		\$1,000,000		Pedestrian/Bike Improvements		\$2,410,202	
Community Trail Prioritization		\$3,000,000		Quick Response		\$1,000,000	
Bridges		\$4,000,000					
Maintenance and Safety		\$8,000,000					
Paving		\$5,000,000					
Local Road Safety		\$3,000,000					
Quick Response		\$1,000,000					
Program Management		\$657,809					



MILTON

Thank you!

www.cityofmiltonga.us/tsplost

